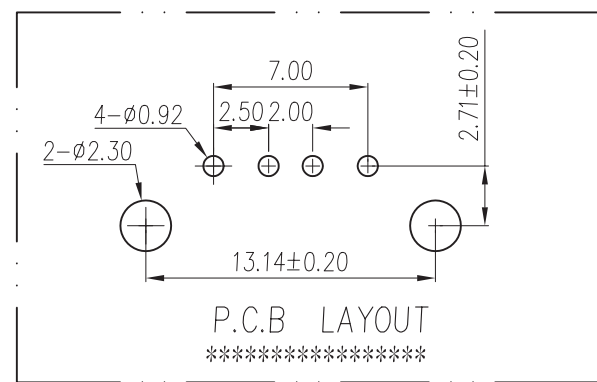
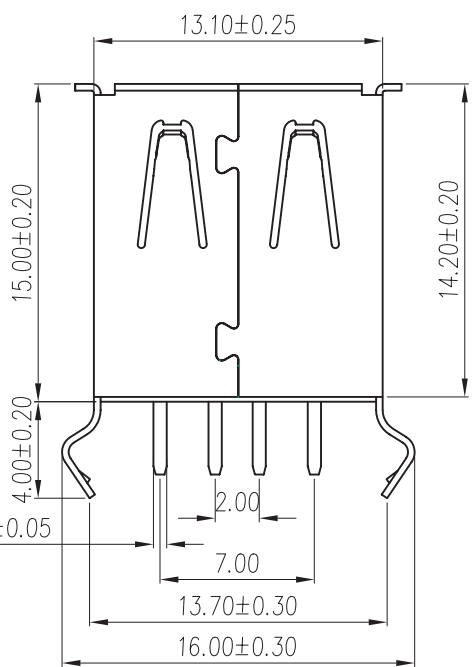
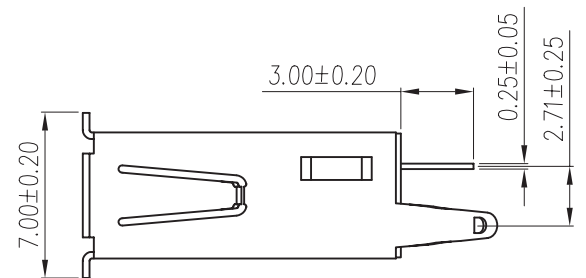
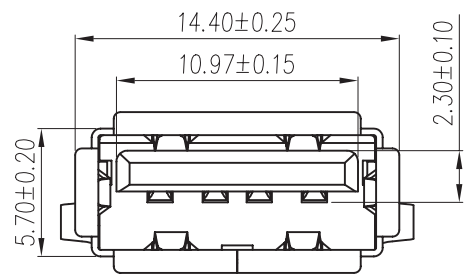


REV	DESCRIPTION	APPROVAL	DATE
A	Initial Release		07.08.08



Note:

1.Material:

- 1.1 Insulator: P.B.T G.F. UL 94-V0 rated.
- 1.2 Contact: Brass,t=0.25mm.
- 1.3 Shell: Brass,t=0.30mm.

2.Specification:

- 2.1 Rated voltage and current: 1.5A MAXIMUM at 30VAC (R.M.S.)
- 2.2 Dielectric withstanding voltage: 500V AC/1 minute without breakdown.
- 2.3 Contact resistance: Before life test 30m ohm max, After life test 50m ohm max.
- 2.4 Insulation resistance: 1000M ohm min.
- 2.5 Insertion force: 35 Newtons maximum.
- 2.6 Extraction force: 10 Newtons minimum.
- 2.7 Solderability: Terminal shall be immersed in flux before text, Then dip in molten solder for 5±0.5 sec. At 245±5°C.

PART NO.

UAS02 - 4 F W 03 J
1 2 3 4 5 6

- 1.Type A, Through Hole, Vertical
- 2.No. of Contact 4 Positions
- 3.F : Socket
- 4.Color of Insulation : W White, K Black
- 5.Plating of Contact : 03 : 3u" Gold
30 : 30u" Gold
- 6.Plating of Shell :
J : Nickel Plating

No.	Name	Q'ty	Material	Remarks & Thickness	Finish
3	Shell	1	Brass	T=0.30mm	Nickel Plated
2	Contact	4	Brass	T=0.25mm	Gold Flashed
1	Housing	1	P.B.T	UL 94-V0	Black/Ivory

TOLERANCE UNSPECIFIED	
.x	±0.3
.xx	±0.20
.xxx	±0.100
ANG.	±1°

貝強實業有限公司 PANSTRONG COMPANY LTD.				DRAWN BY		TOMMY	
				CHECKED			
TITLE:		USB-A TYPE P.C.B.(F)180° DIR				APPROVED	
PART NO:		UAS02-4FX03J				DRAW NO	
File Number:							
SCALE	3:1	REV	A	UNIT	mm		