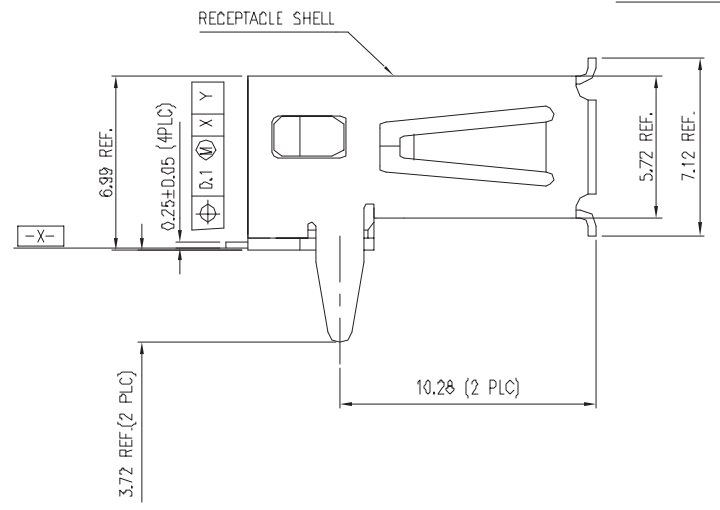
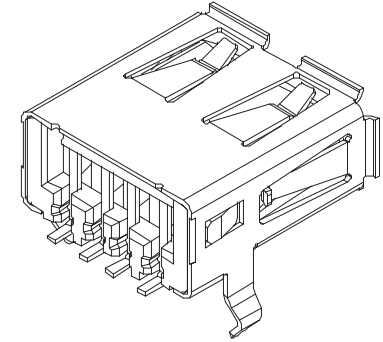
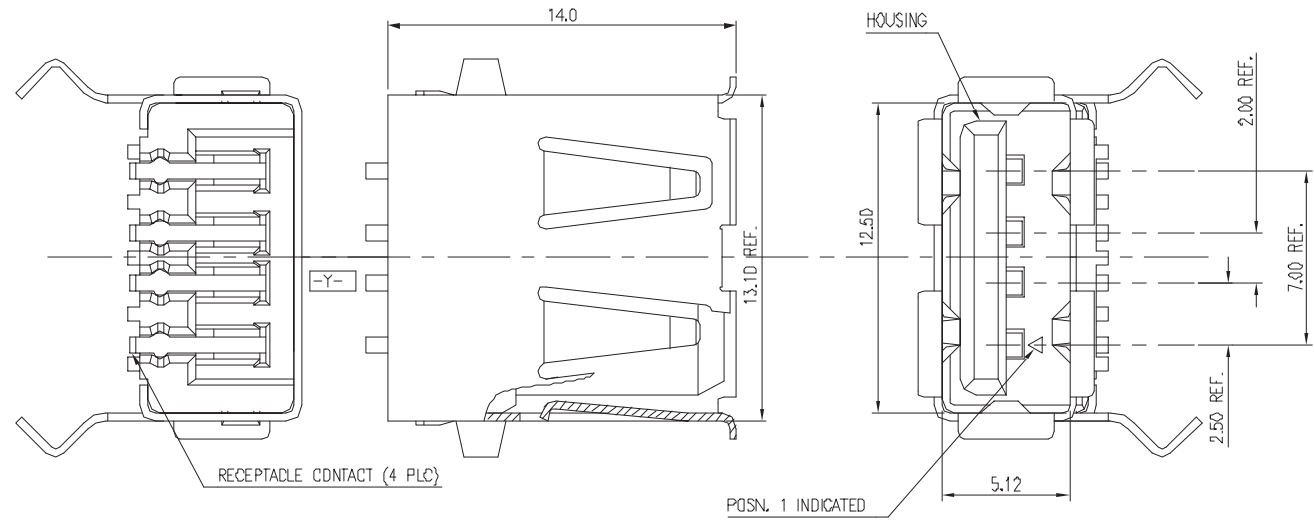



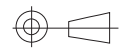
REV	DESCRIPTION	APPROVAL	DATE
H	新制定		06.04.06

REV.	DESCRIPTION	DATE
H	MODIFY PLATING SPEC. Δ X1	06/29/04'



ITEM	NAME	Q'TY	MATERIAL / FINISH
3	CONTACT	4	COPPER ALLOY
2	HOUSING	1	UL 94-V0 RATED
1	SHELL	1	COPPER ALLOY

ROHS-COMPLIANT

 貝強實業有限公司 PANSTRONG COMPANY LTD.	DRAWN BY		TOMMY			
	CHECKED					
TITLE:	RECEPTACLE CONNECTOR, R/A SMT-TYPE FOR USB SERIES A			APPROVED		
PART NO:	UAR03-4F * 05 *			DRAW NO		
DRAW. BOX NO:						
SCALE	5:1	REV	H	UNIT	mm	

REV	DESCRIPTION	APPROVAL	DATE
H	新制定		06.04.06

△ NOTES :

- 1.0. OTHERS :
- 1.1. RECOMMENDED PC BOARD THICKNESS OF 1.57mm
- 1.2. THIS ALLOW FOR A PANEL THICKNESS OF 2.67mm MAXIMUM, IF THE RECEPTACLE CONNECTOR IS MOUNTED BEHIND A PANEL.
- 1.3. RECOMMENDED PC BOARD MOUNTING DIMENSION : REFER FIGURE C
- 1.4. DATUM AND BASIC DIMENSIONS ESTABLISHED BY CUSTOMER.
- 1.5. PRODUCT NUMBER LIST : REFER TO TABLE A

TABLE A: PART NO.

UAR03 - 4 F W 05 C
 1 2 3 4 5 6

1. Type: A, SMT, Right Angle
2. No. of Contact: 4 Positions
3. F: Socket
4. Color of Insulation: W White, K Black
5. Plating of Contact: 05: 5u" Gold
 30: 30u" Gold
6. Plating of Shell:
 C: Bright Tin J: Nickel

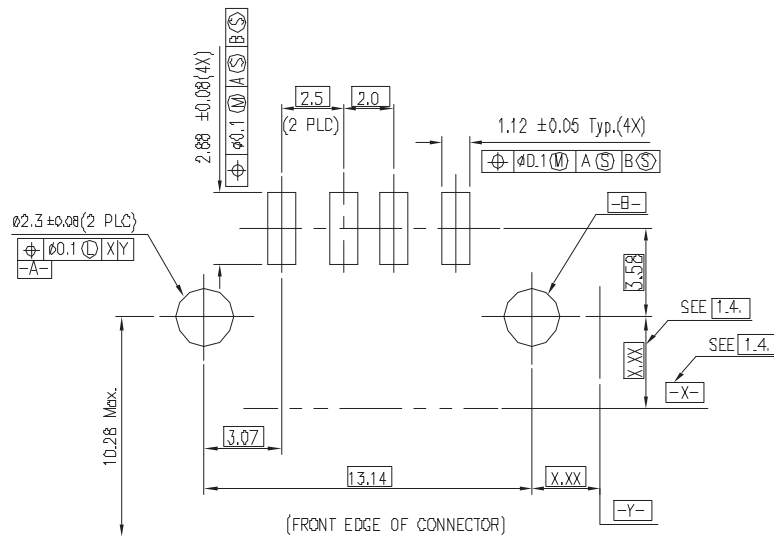
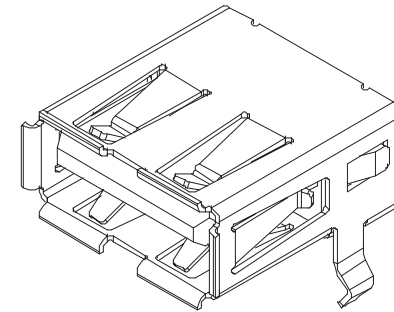



FIGURE C: PWB FOOTPRINT FOR RECEPTACLE (SMT-TYPE)



ROHS-COMPLIANT

 貝強實業有限公司 PANSTRONG COMPANY LTD.	DRAWN BY		TOMMY	
	CHECKED			
TITLE:	RECEPTACLE CONNECTOR, R/A SMT-TYPE FOR USB SERIES A			APPROVED
PART NO:	UAR03-4F * 05 *			DRAW NO
DRAW. BOX NO:				
SCALE	5:1	REV	H	UNIT mm

