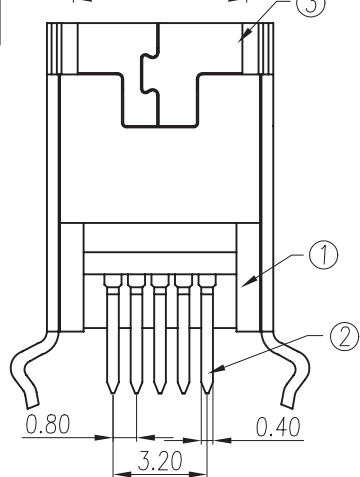
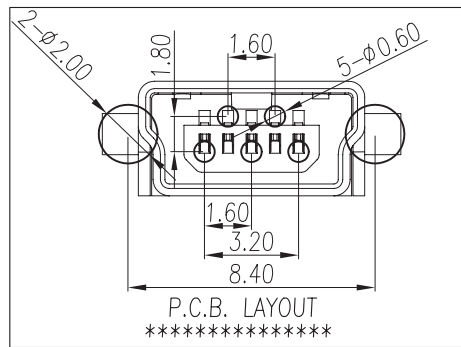
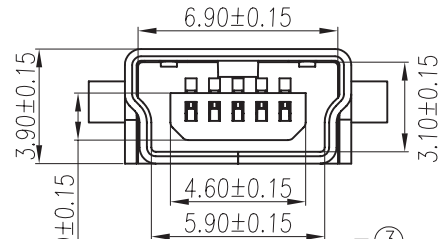
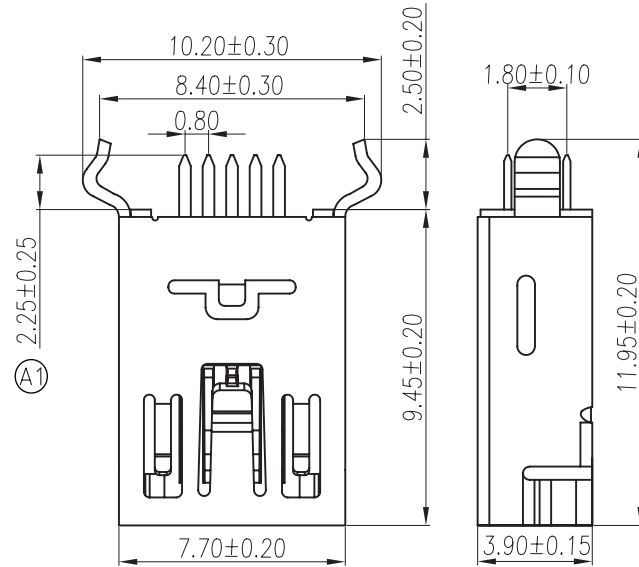
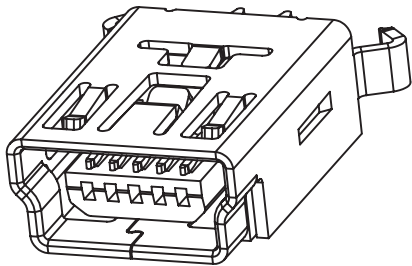


REV	DESCRIPTION	DATE
A	Initial Release	06'.02.15
B	Ⓐ Pin Length Change	12'.10.15
C	Ⓒ Change Plastic Material	12'.10.23



ROHS Compliant

TOLERANCE UNspecified	
.x	±0.30
.xx	±0.20
.xxx	±0.10
ANG.	±1°

Specification:

1. Current rating: 1 A Max.
2. Dielectric withstanding voltage: 30 V(ac) for 1 minute.
3. Contact resistance: 30 mΩ Max.
4. Insulation resistance: 1000 MΩ Min at DC 500V.
5. Insertion force: 30 Newtons Max.
6. Extraction force: 5 Newtons Min.
7. Temperature range: -55°C~+105°C

PART NO. MUBS02 - 5 F K 15  
1 2 3 4 5 6

1. Type : B
2. S02 : Vertical, Through Hole
3. No. of Contact : 5 Positions
4. Socket
5. Insulator Color : K Black
6. Contact Plating : 15: 15u" Selective Gold  
30: 30u" Selective Gold

No.	Name	Q'ty	Material	Remarks & Thickness	Finish
3	Shell	1	Copper Alloy	T=0.40mm	80u"min Nickel Plated
2	Contact	5	Phosphor bronze	T=0.25mm	Contact area:0.8u"min Gold Plated over 40u"Nickel min Solder area:80u"min Tin Plated over 40u"Nicked Min.
1	Housing	1	PA9T	UL 94-V0	Black

<b>PANSTRONG COMPANY LTD.</b>				DRAWN BY		TOMMY	
				CHECKED			
TITLE:		MINI USB-5PIN(F) B TYPE				APPROVED	
PART NO:		MUBS02-5FK**				DRAW NO	
File Number:							
SCALE	4:1	REV	C	UNIT	mm		