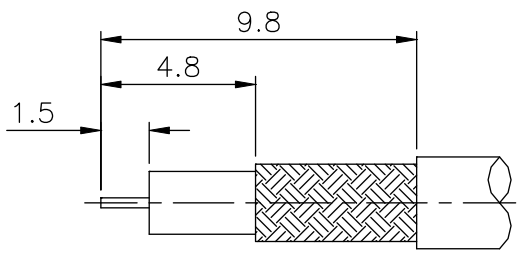
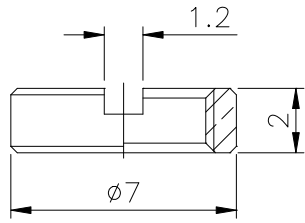
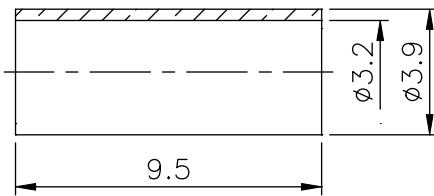


REMARK: RoHS COMPLIANT

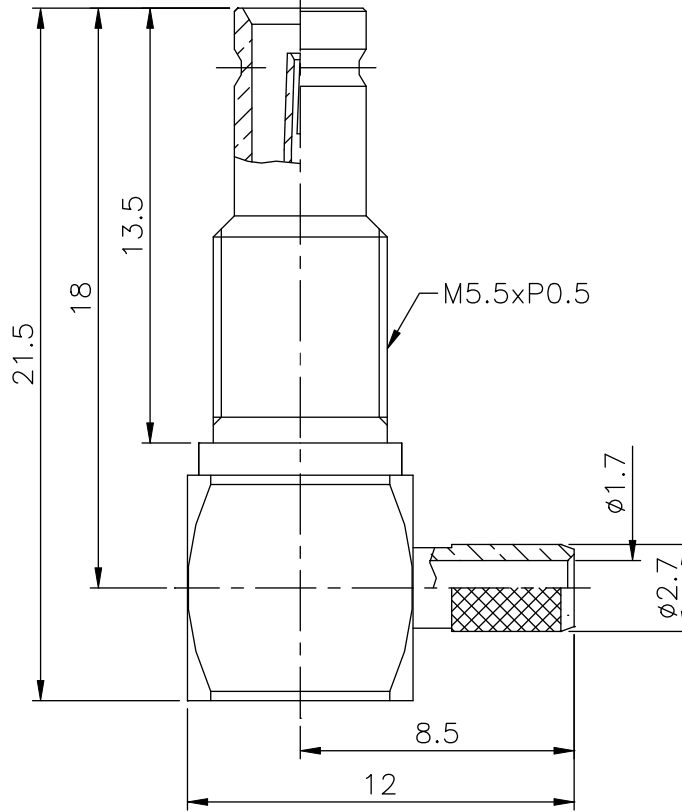
REV	DESCRIPTION	DATE
A	Initial Release	06'.08.11



RECOMMENDED
CABLE STRIPPING DIM'S

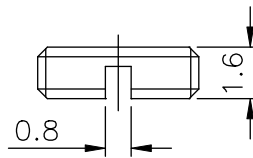


1. CRIMPED FERRULE
HEX CRIMP SIZE .128" (3.25mm)
2. CONTACT PIN TO SOLDER



- FINISH (PLATING THICKNESS IN MICRO-INCHES)
1. BRASS PER QQ-B-626
 2. NICKEL PL 70 MIN THICK OVER COPPER STRIKE
 3. GOLD PL 3 MIN MIN OVER NICKEL PL 70 MIN THICK OVER COPPER STRIKE
 4. TEFLON MIL-P-19468
 5. BERYLLIUM COPPER PER QQ-C-530
 6. GOLD PL 30 MIN OVER NICKEL PL 70 MIN THICK OVER COPPER STRIKE
 7. BRASS JIS H 3250, C 2700

DESCRIPTION	MATERIAL	FINISH
NUT	NOTE 1	NOTE 2
COVER	NOTE 1	NOTE 2
FERRULE	NOTE 7	NOTE 2
CONTACT PIN	NOTE 5	NOTE 6
INSULATOR	NOTE 4	WHITE
BODY	NOTE 1	NOTE 3
CUBE BODY	NOTE 1	NOTE 2



UNLESS OTHERWISE SPECIFIED
TOLERANCES
0.5-6 = ±0.2
>6-30 = ±0.4
>30-120 = ±0.6
>120-315 = ±1
>315-1000 = ±1.6
ANGLES = ±5°

PANSTRONG COMPANY LTD.				DRAWN BY		TOMMY	
				CHECKED			
TITLE:		1.0/2.3 R/A CRIMP JACK (FOR RG-174/U, 188A/U, 316/U)				APPROVED	
PART NO:		1023F01G0111				DRAWING NO. 1023F01G0111 -BF000B	
SCALE		4:1	REV	A	UNIT	mm	