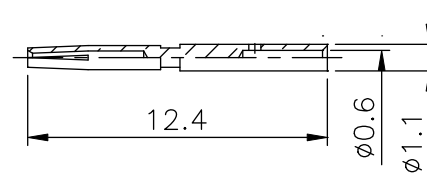
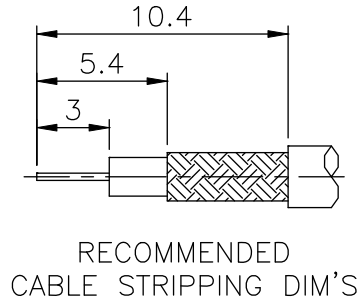
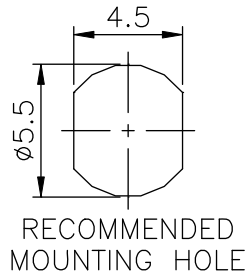
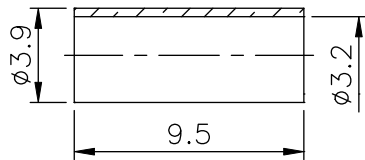
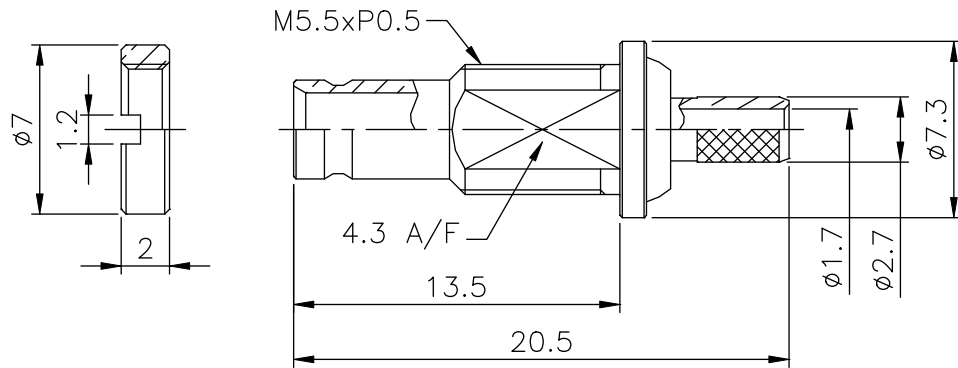


REMARK: RoHS COMPLIANT

REV	DESCRIPTION	DATE
A	Initial Release	06'.08.10



- FINISH (PLATING THICKNESS IN MICRO-INCHES)
1. BRASS PER QQ-B-626
 2. GOLD PL 30 MIN OVER NICKEL PL 70 MIN THICK OVER COPPER STRIKE
 3. GOLD PL 3 MIN OVER NICKEL PL 70 MIN THICK OVER COPPER STRIKE
 4. TEFLON MIL-P-19468
 5. BERYLLIUM COPPER PER QQ-C-530
 6. BRASS JIS H 3250, C 2700
 7. NICKEL PL 70 MIN THICK OVER COPPER STRIKE



NUT	NOTE 1	NOTE 7
FERRULE	NOTE 6	NOTE 3
CONTACT PIN	NOTE 5	NOTE 2
BRAID HOLDER	NOTE 1	NOTE 3
INSULATOR	NOTE 4	WHITE
BODY	NOTE 1	NOTE 3
DESCRIPTION	MATERIAL	FINISH

1. CRIMPED FERRULE
HEX CRIMP SIZE .128" (3.25mm)
2. CONTACT PIN TO SOLDER
3. MAX. PANEL THICKNESS=5mm

UNLESS OTHERWISE SPECIFIED TOLERANCES
 0.5-0.9 = ±0.2
 >0.9-1.3 = ±0.4
 >1.3-1.8 = ±0.6
 >1.8-3.15 = ±1
 >3.15-1000 = ±1.6
 ANGLES = ±5°

PANSTRONG COMPANY LTD.		DRAWN BY	TOMMY
		CHECKED	
TITLE:	1.0/2.3 BULKHEAD CRIMP JACK (FOR RG-174/U,188A/U,316/U)	APPROVED	
PART NO:	1023F02G0105C	DRAWING NO.	1023F02G0105C -BD000B
SCALE	3:1	REV	A
UNIT	mm		