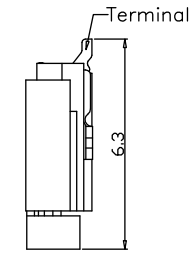
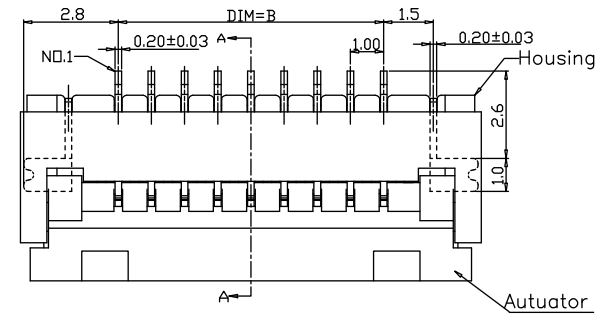
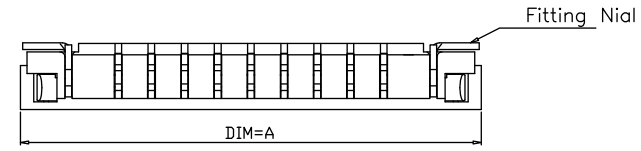
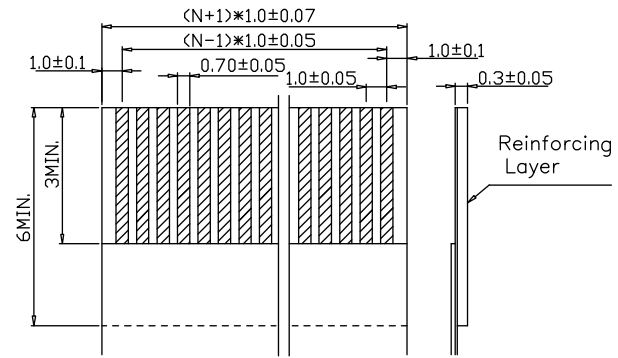


REV	DESCRIPTION	DATE
A	Initial Release	10.05.18

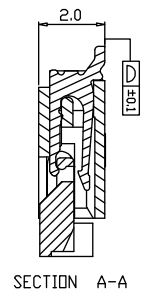
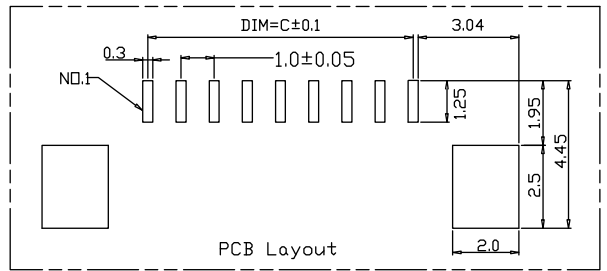
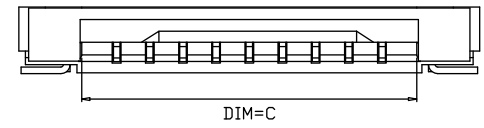
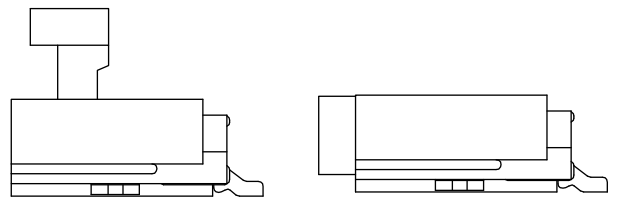
Electrical Characteristics:
 Current rating:0.4A AC/DC
 Voltage rating:50V AC/DC
 Temperature range:-25°C~+85°C
 Withstand Voltage:200V AC/Minute
 Contact Resistance:≤20mΩ
 Insulation Resistance:500mΩ
 Relative Humidity:93%+40°C

PART NO.
 FPxx-C03RWDZ-CF-GR
 1 23
 1. Contact Positions: 04...30
 2. Contact Plating: Blank: Tin
 G : Flash Gold
 3. Package: T: Tube
 R: Tape & Reel

Material Description:
 Contact:Phosphor Bronze Tin-plated
 Solder Tab:Phosphor Bronze Tin-plated
 Housing:Thermoplastic (UL94V-0)
 Slider:Thermoplastic (UL94V-0)



RECOMMENDED FFC/FPC DIM.



pin	DIMA	DIMB	DIMC	pin	DIMA	DIMB	DIMC
04	8.9	3.0	5.1	18	22.9	17.0	19.1
05	9.9	4.0	6.1	19	23.9	18.0	20.1
06	10.9	5.0	7.1	20	24.9	19.0	21.1
07	11.9	6.0	8.1	21	25.9	20.0	22.1
08	12.9	7.0	9.1	22	26.9	21.0	23.1
09	13.9	8.0	10.1	23	27.9	22.0	24.1
10	14.9	9.0	11.1	24	28.9	23.0	25.1
11	15.9	10.0	12.1	25	29.9	24.0	26.1
12	16.9	11.0	13.1	26	30.9	25.0	27.1
13	17.9	12.0	14.1	27	31.9	26.0	28.1
14	18.9	13.0	15.1	28	32.9	27.0	29.1
15	19.9	14.0	16.1	29	33.9	28.0	30.1
16	20.9	15.0	17.1	30	34.9	29.0	31.1
17	21.9	16.0	18.1				

TOLERANCES
 0.0 ±0.15
 0.00 ±0.10
 ANG. ±0° 30'

GS PANSTRONG COMPANY LTD.

TITLE:	FPC/FFC Connector 1.0mm Press Type H=2.0mm		DRAWN BY	TOMMY	
	PART NO:	FPxx-C03RWDZ-CF		CHECKED	
SCALE		/	REV	A	APPROVED
	UNIT				mm