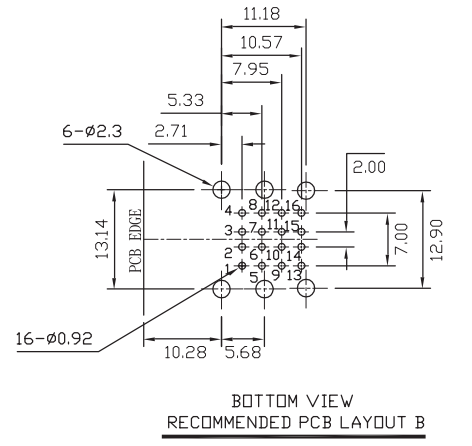
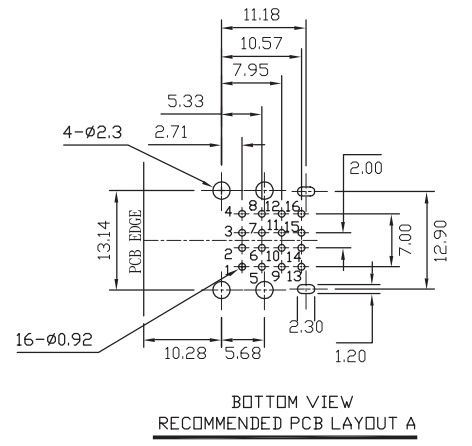
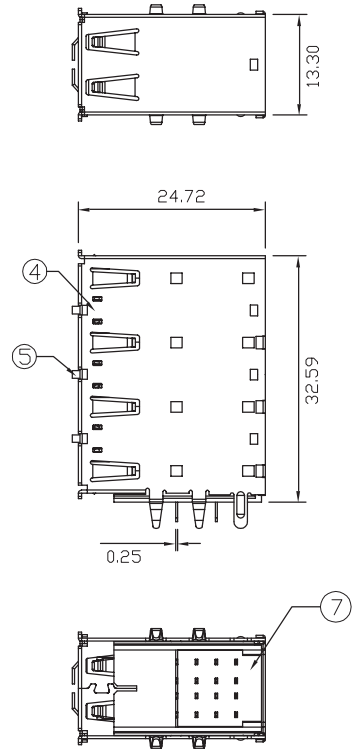
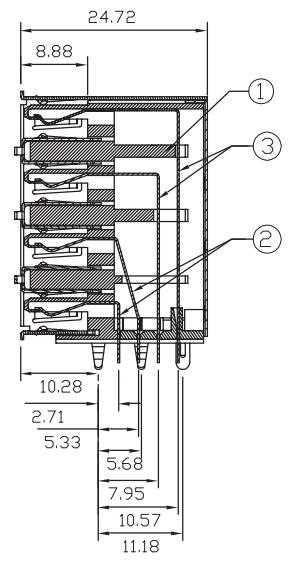
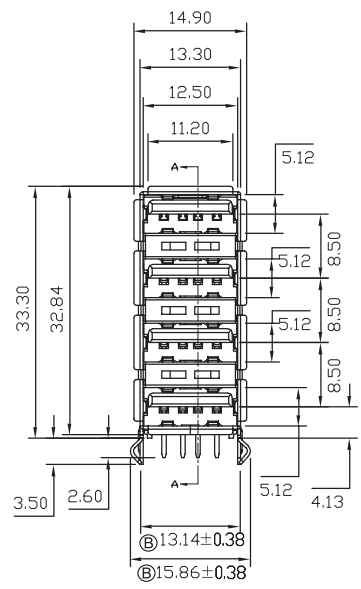


REV	DESCRIPTION	DATE
A	Initial Release	07.04.24
B	Add Dimensions	16.08.10
C	Correction for Plating Description	17.03.22



Part no.
 UAR01 - 4 F x 4 K ** J
 1 2 3 4 5 6 7

1. USB A Type, Right Angle
2. Number of Contact : 4P
3. F : Female
4. Four Deck
5. Insulator Color : K:Black
6. Gold Plating on Contact:
 03 : 3u" Gold Flash in Front and Tin in Back Solder Tails
 30 : 30u" Gold Flash in Front and Tin in Back Solder Tails
- ©7. Plating on Shell:
 J: Bright Tin on Body and Partition Shells, Nickel on Back Shell

Specification:
 -Contact resistance : 30 ohm maximum.
 -Insulation resistance : 1000 ohm min. at 500 VDC
 -Rated Voltage and Current : 1.5A MAXIMUM at 30VAC (R.M.S)
 -Dielectric withstanding voltage : 500V AC(rms) for 1 minute
 -Durability : 1500 cycles
 -Insertion Force : 35 Newtons maximum
 -Extraction Force : 10 Newtons minimum

NO.	NAME	MATERIAL	FINISH	Q'TY
1	HOUSING	P.B.T.	BLACK	1
2	PIN TERM. 1~2PORT	PHOS. BRONZE(C5191R-H)	GOLD-TIN PLATED	8
3	PIN TERM. 3~4PORT	COPPER ALLOY(C7025)	GOLD-TIN PLATED	8
4	BODY SHELL	BRASS,0.4mm	TIN PLATED	1
5	PARTITION SHELL	BRASS,0.3mm	TIN PLATED	3
6	BACK SHELL	SPCC,0.3mm	NICKEL PLATED	1
7	SPACER	P.B.T.	BLACK	1

TOLERANCE
 ±0.2

PANSTRONG COMPANY LTD.				DRAWN BY		TOMMY	
				CHECKED			
TITLE:				USB A Receptacle quadruple, R/A			
PART NO:				UAR01-4Fx4K** *			
SCALE				1:1	REV	C	
UNIT		mm		APPROVED		DRAWING NO.	