

Electrical Characteristics :
 Current rating : 0.4A AC / DC
 Voltage rating : 50V AC / DC
 Temperature range : -25°~+85°
 Withstand Voltage : 200V AC / Minute
 Contact Resistance : $\leq 20m\Omega$
 Insulation Resistance : $\geq 500m\Omega$
 Relative Humidity : 93%+40°C

Material Description :
 Terminal : Phosphor Bronze Tin-Plated
 Fitting Nail : Brass Tin-plated
 Housing : Themoplastic (UL94V-0)
 Slider : Themoplastic (UL94V-0)

PART NO.
 FPxx-E03RWDZ-CF-GR
 1 23

- Contact Positions: 04...60
- Contact Plating: Blank: Tin
G : Flash Gold
- Package: T: Tube
R: Tape & Reel

For our mass production as Pins q'ty currently,
 please contact with sales for other tooling request
 as Pins q'ty mention.

★ Have Produce Pin Number

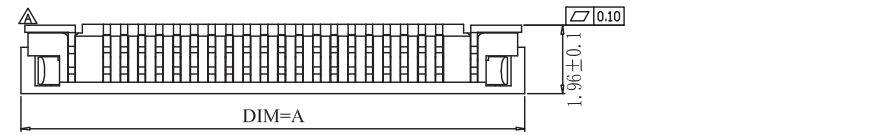
pin	DIMA	DIMB	DIMC	DIMD
★ 04	6.4	3.5	1.5	2.6
★ 05	6.9	4.0	2.0	3.1
★ 06	7.4	4.5	2.5	3.6
★ 07	7.9	5.0	3.0	4.1
★ 08	8.4	5.5	3.5	4.6
★ 09	8.9	6.0	4.0	5.1
★ 10	9.4	6.5	4.5	5.6
★ 11	9.9	7.0	5.0	6.1
★ 12	10.4	7.5	5.5	6.6
★ 13	10.9	8.0	6.0	7.1
★ 14	11.4	8.5	6.5	7.6
★ 15	11.9	9.0	7.0	8.1
★ 16	12.4	9.5	7.5	8.6
★ 17	12.9	10.0	8.0	9.1
★ 18	13.4	10.5	8.5	9.6
★ 19	13.9	11.0	9.0	10.1
★ 20	14.4	11.5	9.5	10.6
★ 21	14.9	12.0	10.0	11.1
★ 22	15.4	12.5	10.5	11.6

pin	DIMA	DIMB	DIMC	DIMD
★ 23	15.9	13.0	11.0	12.1
★ 24	16.4	13.5	11.5	12.6
★ 25	16.9	14.0	12.0	13.1
★ 26	17.4	14.5	12.5	13.6
★ 27	17.9	15.0	13.0	14.1
★ 28	18.4	15.5	13.5	14.6
★ 29	18.9	16.0	14.0	15.1
★ 30	19.4	16.5	14.5	15.6
★ 31	19.9	17.0	15.0	16.1
★ 32	20.4	17.5	15.5	16.6
★ 33	20.9	18.0	16.0	17.1
★ 34	21.4	18.5	16.5	17.6
★ 35	21.9	19.0	17.0	18.1
★ 36	22.4	19.5	17.5	18.6
★ 37	22.9	20.0	18.0	19.1
★ 38	23.4	20.5	18.5	19.6
★ 39	23.9	21.0	19.0	20.1
★ 40	24.4	21.5	19.5	20.6
★ 41	24.9	22.0	20.0	21.1

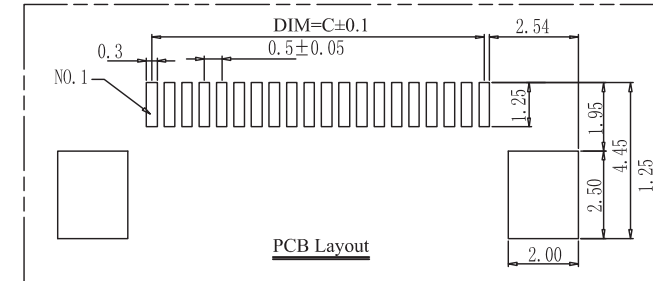
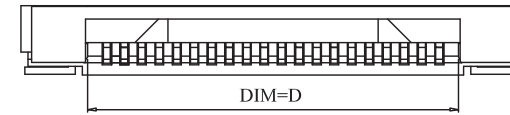
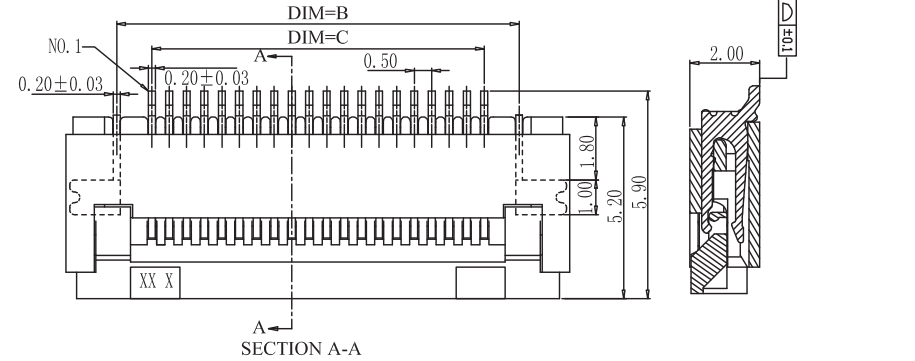
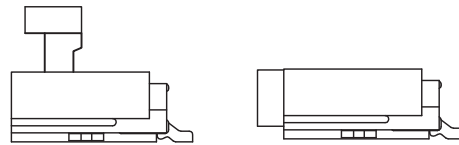
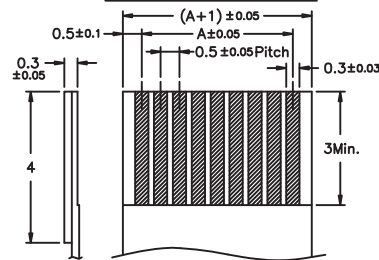
pin	DIMA	DIMB	DIMC	DIMD
★ 42	25.4	22.5	20.5	21.6
★ 43	25.9	23.0	21.0	22.1
★ 44	26.4	23.5	21.5	22.6
★ 45	26.9	24.0	22.0	23.1
★ 46	27.4	24.5	22.5	23.6
★ 47	27.9	25.0	23.0	24.1
★ 48	28.4	25.5	23.5	24.6
★ 49	28.9	26.0	24.0	25.1
★ 50	29.4	26.5	24.5	25.6
★ 51	29.9	27.0	25.0	26.1
★ 52	30.4	27.5	25.5	26.6
★ 53	30.9	28.0	26.0	27.1
★ 54	31.4	28.5	26.5	27.6
★ 55	31.9	29.0	27.0	28.1
★ 56	32.4	29.5	27.5	28.6
★ 57	32.9	30.0	28.0	29.1
★ 58	33.4	30.5	28.5	29.6
★ 59	33.9	31.0	29.0	30.1
★ 60	34.4	31.5	29.5	30.6

TOLERANCES	
0.0	± 0.15
0.00	± 0.10

REV	DESCRIPTION	DATE
A	Initial Release	08'.02.12



Applicable FPC



		DRAWN BY	TOMMY
		CHECKED	
TITLE:	FPC/FFC Connector 0.5mm Press Type H=2.0mm		APPROVED
PART NO:	FPxx-E03RWDZ-CF		DRAWING NO.
SCALE	/	REV	A
UNIT	mm		