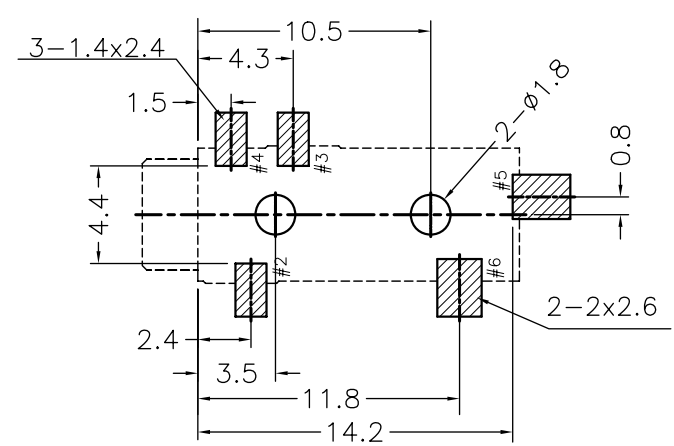
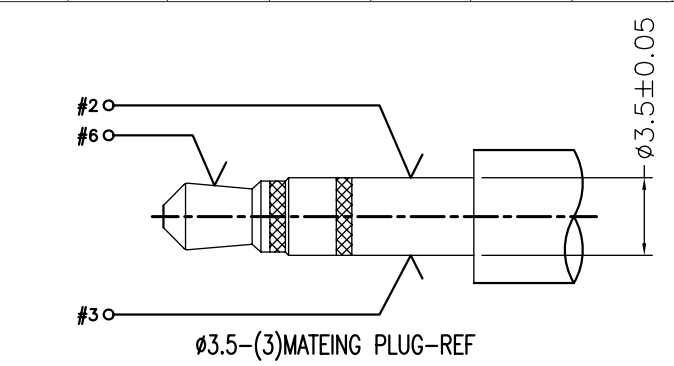


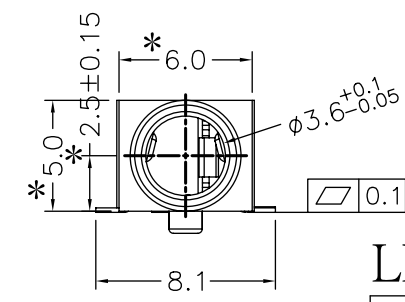
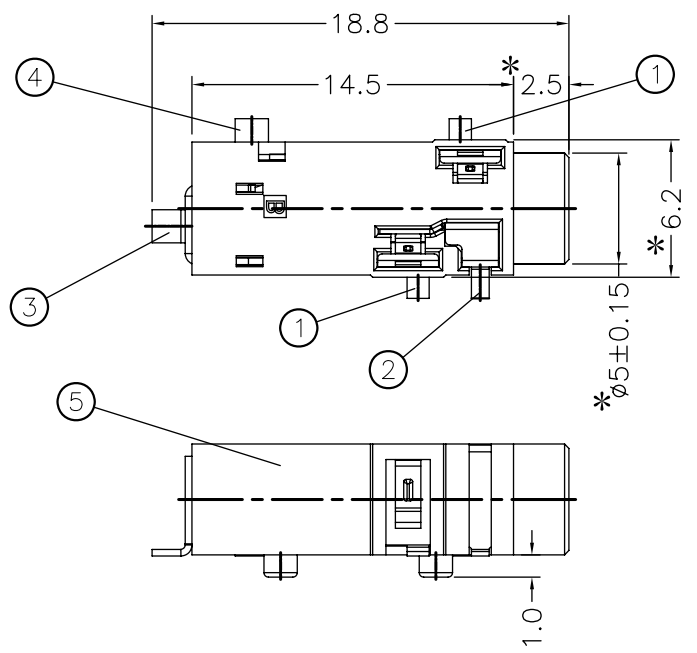
REV	DESCRIPTION	DATE
A	Initial Release	16.01.27

Notes:

- Electrical Characteristics:
 - Rating : DC 30V 0.5 A ;
 - Contact Resistance: 30mΩ Max.(Initial),
Between plug and contact 100mΩ Max;
(Final) After Life test: ≤60mΩ ;
 - Dielectric Withstanding Voltage: 500V AC for One Minute ;
 - Insulation Resistance: 100MΩ Min. Measured By 500 VDC;
- Mechanical Characteristics:
 - Plug Insertion Force 0.3~3.0Kgf (initial),
0.3~3.0Kgf (Final) life test;
 - Plug Extraction Force: 0.3~3.0Kgf (initial),
0.3~3.0Kgf (Final) life test;
- Durability Test: 5,000 Cycles min;
- Operating temperature:-25°C ~ +70°C;
- Soldering Heat Resistance Reflow Soldering 260°C;
- Plug Interface Dimensions Conform To EIAJ RC-5325A Spec;
- Packaging:Tape Reel.;



Recommend of PC Board Holes
Tolerance : ±0.05(Top view)

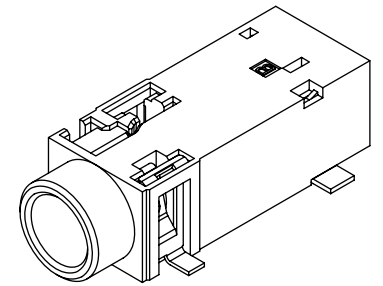


PJ3.5-SM-09A	PJ3.5-SM-09B	PJ3.5-SM-09C	PJ3.5-SM-09D	PJ3.5-SM-09E
SCHEMATIC				

LEAD FREE

5	HOUSING	1	PA9T	UL94V-0	BLACK
4	TERMINAL #6	1	COPPER ALLOY t=0.20	MB:Ni	Ag PLATED
3	TERMINAL #5	1	COPPER ALLOY t=0.20	MB:Ni	Ag PLATED
2	TERMINAL #4	1	COPPER ALLOY t=0.20	MB:Ni	Ag PLATED
1	TERMINAL #2	2	COPPER ALLOY t=0.20	MB:Ni	Ag PLATED
LTR	PART NAME	QTY	MATERIAL	REMARK	

***: INDICATES THE KEY DIMENSIONS



-TOLERANCES- UNLESS OTHERWISE SPECIFIED	
X.X ±0.30	X.X' ±3'
X.XX ±0.25	X.XX' ±1'
X.XXX ±0.20	

PANSTRONG COMPANY LTD.				DRAWN BY		TOMMY	
				CHECKED			
TITLE:				MINIATURE JACK			
PART NO:				PJ3.5-SM-09			
SCALE		/		REV	A		
UNIT	mm						