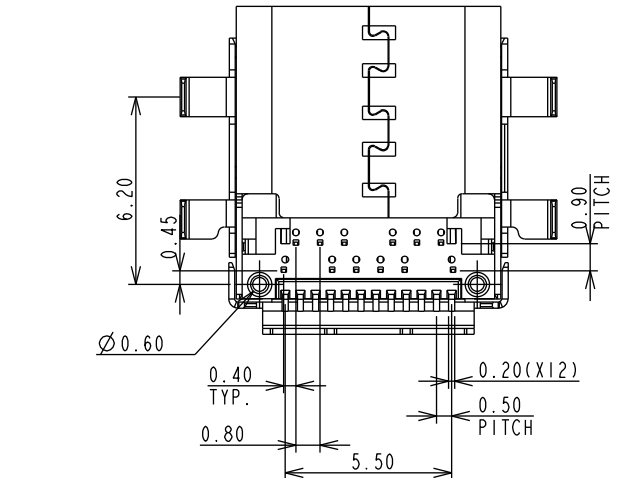
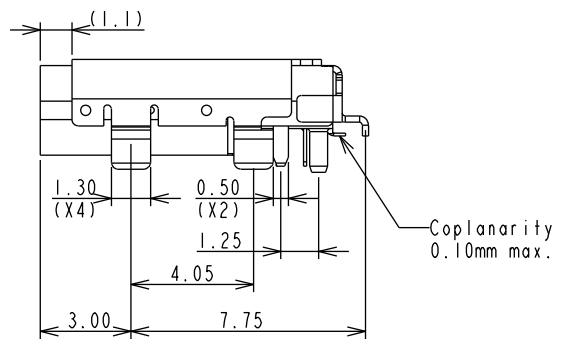
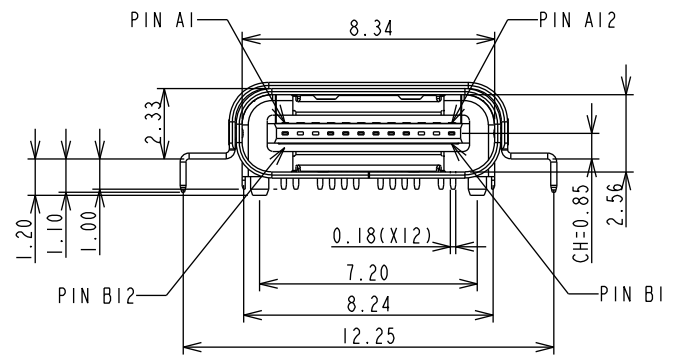
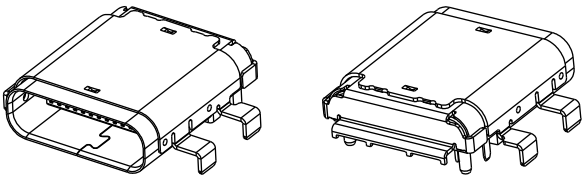


Ø 3.0 AVAILABLE VACUUM PICK UP AREA



|      |              |      |                          |
|------|--------------|------|--------------------------|
| 6    | OUTER SHELL  | 1    | METAL / Ni PLATED        |
| 5    | SHELL        | 1    | METAL / Ni PLATED        |
| 4    | EMI RING     | 2    | METAL / Ni PLATED        |
| 3    | GROUND PLATE | 1    | METAL / Ni PLATED        |
| 2    | CONTACT      | 24   | COPPER ALLOY / Au PLATED |
| 1    | HALF PRODUCT | 2    | HI-TEMP. G.F. UL94V-0    |
| ITEM | NAME         | Q'TY | MATERIAL / FINISH        |

|                                       |       |
|---------------------------------------|-------|
| TOLERANCES UNLESS OTHERWISE SPECIFIED |       |
| GENERAL X.                            | ±0.38 |
| .1                                    | ±0.25 |
| .12                                   | ±0.13 |
| .12X                                  | ±0.05 |
| ANGLES                                |       |
| °                                     | ±3.0° |
| '                                     | ±2.0' |
| "                                     | ±1.0" |

| REV | DESCRIPTION     | DATE      |
|-----|-----------------|-----------|
| A   | Initial Release | 14'.11.10 |
|     | △ X2, MX2       | 15'.01.15 |

NOTES:

- 1.0. ELECTRICAL CHARACTERISTICS:
- 1.1. LOW LEVEL CONTACT RESISTANCE:  
INITIAL: 40mΩ FOR ALL CONTACT MAX.  
AFTER : 10mΩ MAX. CHANGE.
- 1.2. DIELECTRIC WITHSTANDING VOLTAGE:  
100 VAC FOR 1 MINUTE SEA LEVEL.
- 1.3. INSULATION RESISTANCE:  
100MΩ MIN.
- △ 1.4. CURRENT RATING:  
VBUS AND GND CONTACTS RATED AT 1.25A EA.,  
PARALLELED FOR A TOTAL OF 5A.
- 2.0. MECHANICAL CHARACTERISTICS:
- 2.1. INSERTION FORCE: 20N MAX
- 2.2. EXTRACTION FORCE: 8N MIN. 20 N MX.
- 2.3. DURABILITY : 10,000 CYCLES
- 3.0 OPERATING TEMPERATURE: -40°C TO +85°

PART NO.

UB31CR31LB- 24 F K xx x  
1 2 3 4 5

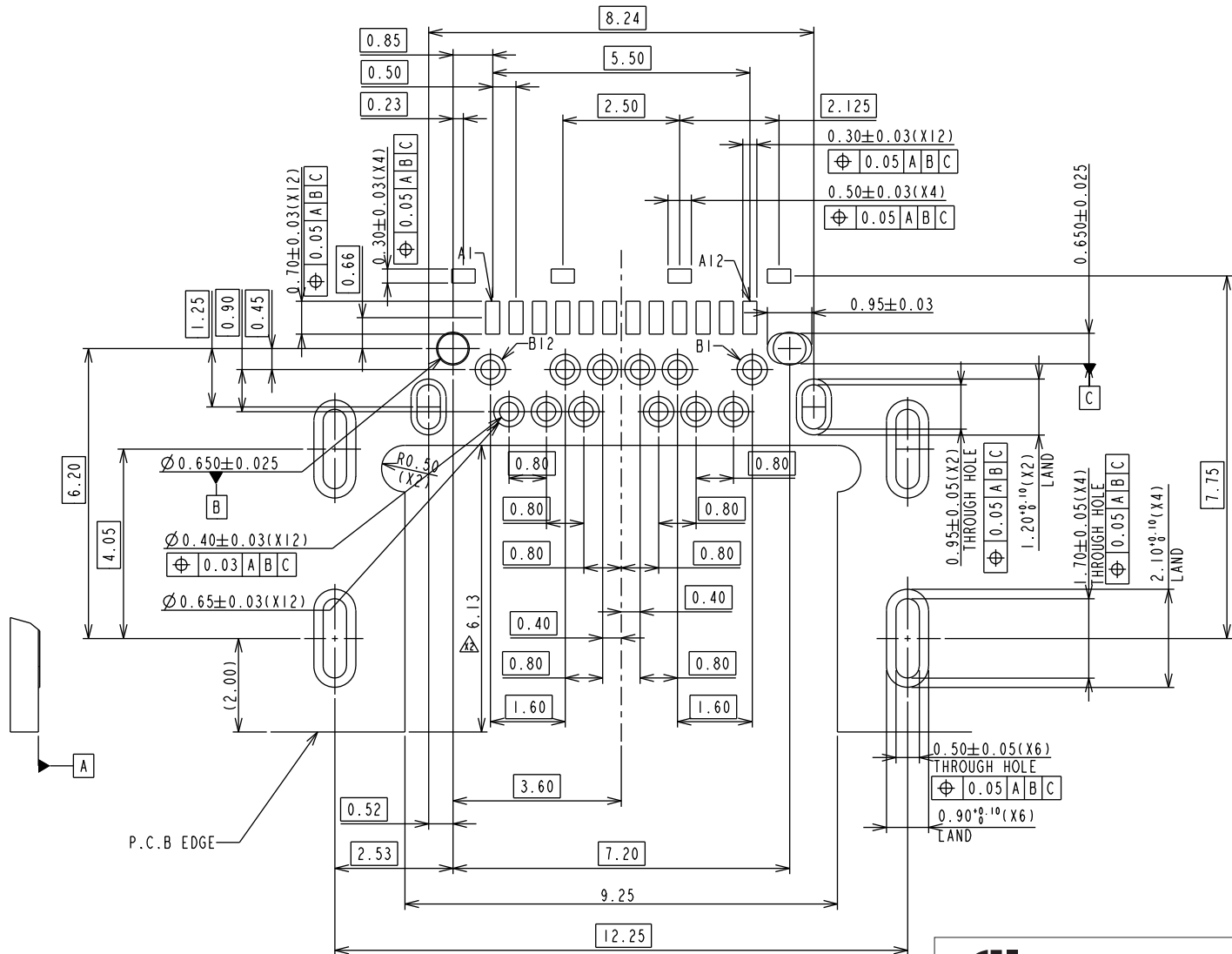
- 1. Contact Positions:  
24: 24 pins
- 2. Contact Type:  
F: Female Receptacle
- 3. Insulator Color  
K: Black
- 4. Contact Plating:  
01: Selective G/F  
30: Selective 30u" Gold
- 5. Shell Plating:  
N: Solderable Nickel

TABLE B:

|             |     |        |        |      |      |     |     |      |      |        |        |     |
|-------------|-----|--------|--------|------|------|-----|-----|------|------|--------|--------|-----|
| PIN NO.     | A1  | A2     | A3     | A4   | A5   | A6  | A7  | A8   | A9   | A10    | A11    | A12 |
| SIGNAL NAME | GND | SSTXp1 | SSTXn1 | VBUS | CC1  | Dp1 | Dn1 | SBU1 | VBUS | SSRXn2 | SSRXp2 | GND |
| PIN NO.     | B12 | B11    | B10    | B9   | B8   | B7  | B6  | B5   | B4   | B3     | B2     | B1  |
| SIGNAL NAME | GND | SSRXp1 | SSRXn1 | VBUS | SBU2 | Dn1 | Dp1 | CC2  | VBUS | SSTXn2 | SSTXp2 | GND |

|          |  |   |  |             |    |
|----------|--|---|--|-------------|----|
|          |  | DRAWN BY  |  | TOMMY       |    |
|          |  | CHECKED   |  |             |    |
| TITLE:   |  | USB TYPE-C FULL FEATURE CONN. RECEPTACLE-MID MOUNT TYPE |  | APPROVED    |    |
| PART NO: |  | UB31CR31LB-24FK   |  | DRAWING NO. |    |
| SCALE    |  | /   |  | UNIT        | mm |
| REV      |  | A   |  |             |    |

| REV | DESCRIPTION     | DATE      |
|-----|-----------------|-----------|
| A   | Initial Release | 14'.11.10 |
|     | △ X2, MX2       | 15'.01.15 |



RECOMMENDED PCB LAYOUT  
 THICKNESS IS 0.9mm  
 TOLERANCE ± 0.05

| TOLERANCES UNLESS OTHERWISE SPECIFIED |        |
|---------------------------------------|--------|
| GENERAL                               | ± 0.38 |
| .X                                    | ± 0.25 |
| .XX                                   | ± 0.13 |
| .XXX                                  | ± 0.05 |
| ANGLES ° ' "                          |        |
| .X°                                   | ± 30'  |
| .XX°                                  | ± 15'  |
| .XXX°                                 | ± 10'  |

|                        |   |          |             |
|------------------------|---|----------|-------------|
| PANSTRONG COMPANY LTD. |   | DRAWN BY | TOMMY       |
|                        |   | CHECKED  |             |
| TITLE:                 | USB TYPE-C FULL FEATURE CONN. RECEPTACLE-MID MOUNT TYPE |          | APPROVED    |
| PART NO:               | UB31CR31LB-24FK   |          | DRAWING NO. |
| SCALE                  | /   | REV      | A           |
| UNIT                   | mm  |          |             |