

REV	DESCRIPTION	DATE
A	Initial Release	15'.06.17

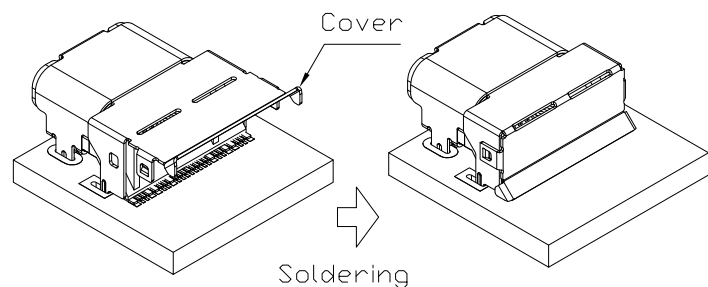
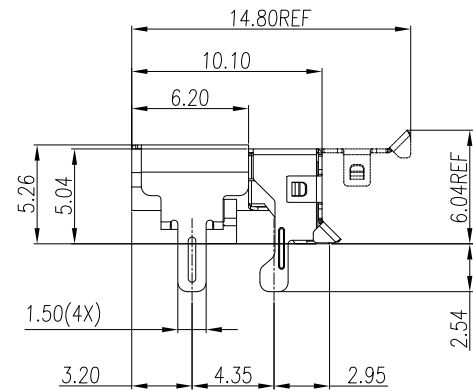
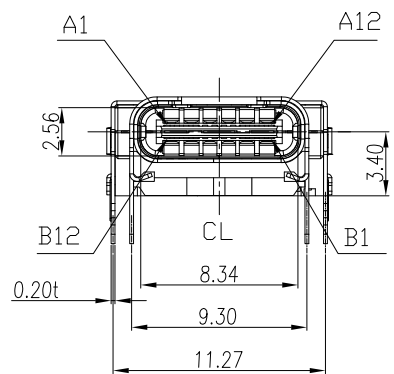
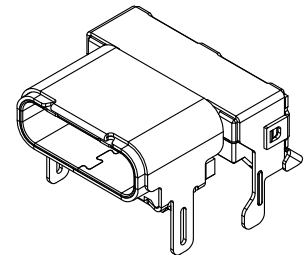
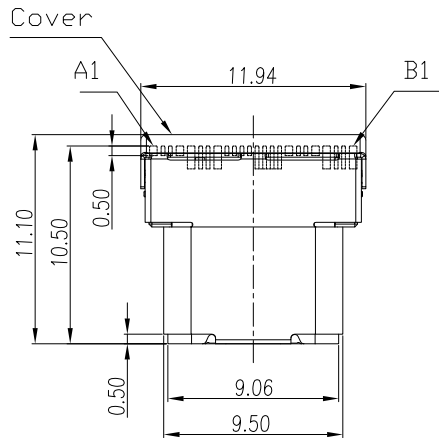
- NOTE:
- ELECTRICAL CHARACTERISTICS:
 - CONTACT RESISTANCE: 40mΩ Max FOR INITIAL. 50mΩ CHANGE AFTER TEST. MEASURE AT 20mV, 100mA.
 - CONTACT CURRENT RATING: 5A FOR VBUS PIN; 1.25A FOR VCONN PIN.
 - DIELECTRIC WITHSTANDING VOLTAGE: 100V AC R.M.S.
 - INSULATION RESISTANCE 100MΩ Min
 - OPERATING TEMPERATURE: -40°C ° 85°C
 - MECHANICAL CHARACTERISTICS:
 - MATING FORCE: 5~20 N.
 - UNMATED FORCE: 8~20N AFTER TEST
 - DURABILITY: 10,000 CYCLES

PART NO.
 UB31CR34-24 F K ** *
 1 2 3 4 5

- Contact Positions:
24: 24 pins
- Contact Type:
F: Female Receptacle
- Insulator Color
K: Black
- Contact Plating:
01: Selective G/F
30: Selective 30u" Gold
- Shell Plating :
N: Nickel

No.	Name	Q'ty	Material	Remarks & Thickness	Finish
5	Gnd plated	1	SUS	T=0.10mm	matte Tin Plated
4	Shell	1	SUS	T=0.15mm	Nickel Plated
3	Shell	1	SUS	T=0.20mm	Nickel Plated
2	Contact	24	COPPER ALLOY	T=0.15mm	Contact area: 1~30u" Gold Flash Solder area: 80u"min. matte Tin Plated over Nickel
1	Housing	2	THERMOPLASTIC	UL 94-V0	Black

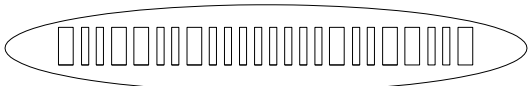
PANSTRONG COMPANY LTD.				DRAWN BY		TOMMY	
				CHECKED			
TITLE:		USB 3.1 C Type Receptacle, 3.4mm, Single Row SMT Leads				APPROVED	
PART NO:		UB31CR34-24FKxxx				DRAWING NO.	
SCALE		1:1	REV	A	UNIT	mm	



ROHS Compliant

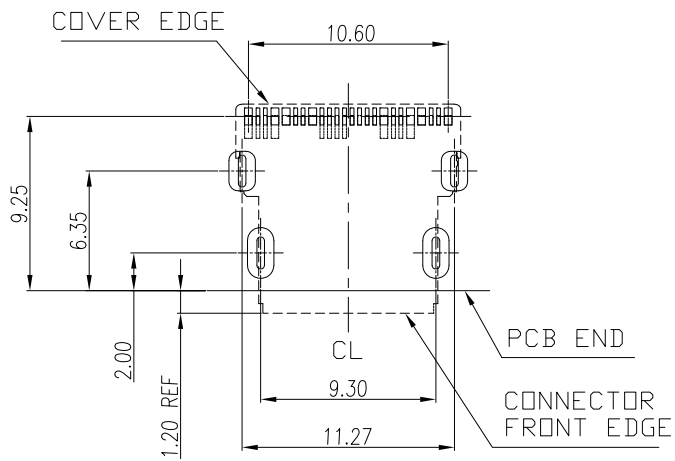
TOLERANCE UNSPECIFIED	
.X	±0.30
.XX	±0.20
.XXX	±0.10
ANG	±1°

REV	DESCRIPTION	DATE
A	Initial Release	15.06.17

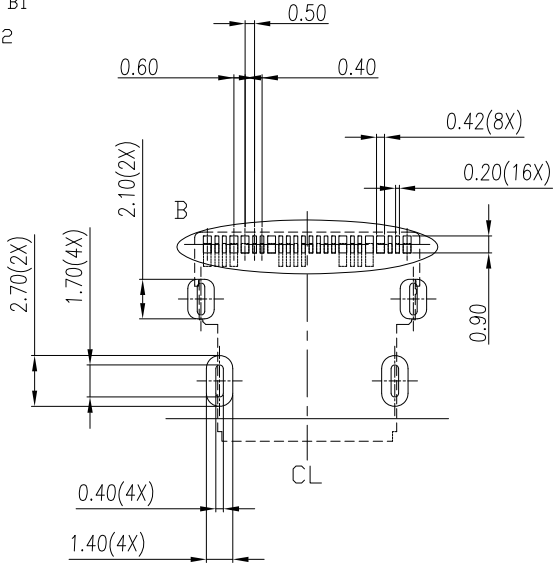


A2 A4 B11 B9 A6 A8 B7 B5 A10 A12 B3 B1
A1 A3 B12 B10 A5 A7 B8 B6 A9 A11 B4 B2

DETAIL B



Tolerance: ± 0.05 mm



Tolerance: ± 0.05 mm

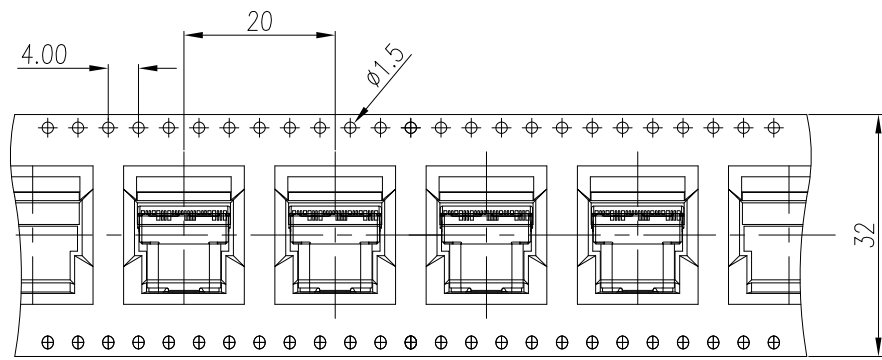
Pin Assignments

Pin No	Signal Name	Signal Name	Pin No
A1	GND	GND	B12
A2	TX1+	RX1+	B11
A3	TX1-	RX1-	B10
A4	Vbus	Vbus	B9
A5	CC1	SBU2	B8
A6	D+	D-	B7
A7	D-	D+	B6
A8	SBU1	CC2	B5
A9	Vbus	Vbus	B4
A10	RX2-	TX2-	B3
A11	RX2+	TX2+	B2
A12	GND	GND	B1

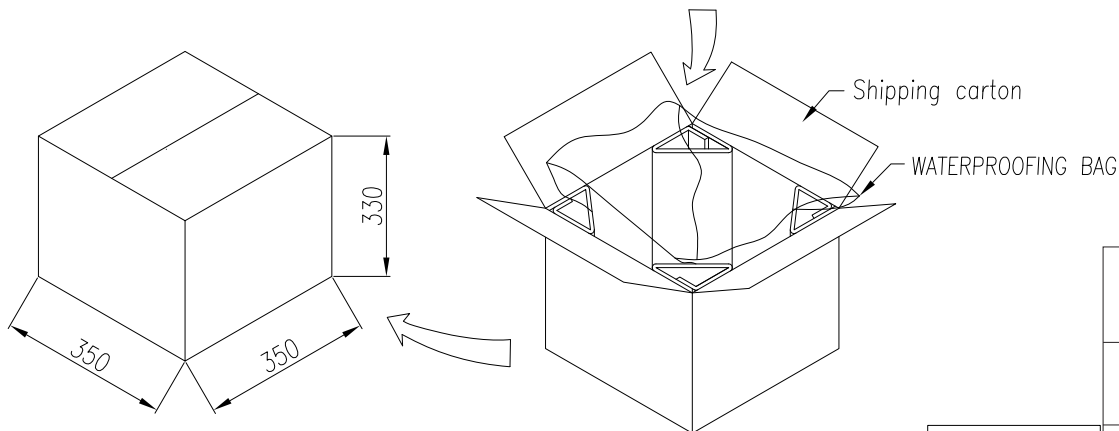
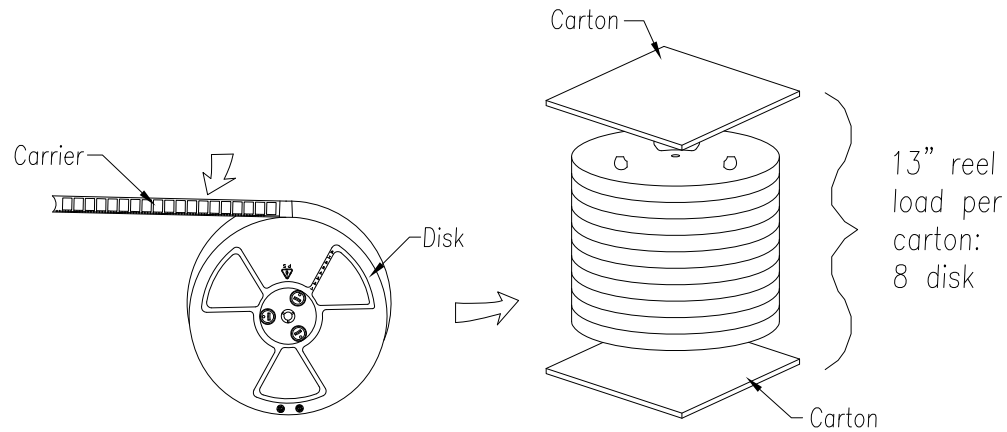
ROHS Compliant

TOLERANCE UNSPECIFIED	
.X	± 0.30
.XX	± 0.20
.XXX	± 0.10
ANG	$\pm 1^\circ$

PANSTRONG COMPANY LTD.				DRAWN BY		TOMMY	
				CHECKED			
TITLE:		USB 3.1 C Type Receptacle, 3.4mm, Single Row SMT Leads				APPROVED	
PART NO:		UB31CR34-24FKxxx				DRAWING NO.	
SCALE		1:1	REV	A	UNIT	mm	



To Machine



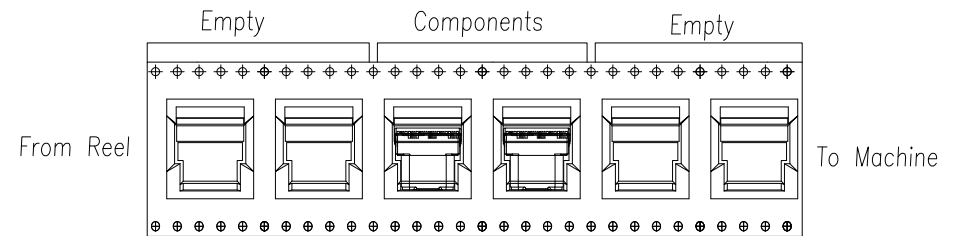
ROHS Compliant

TOLERANCE UNSPECIFIED	
.X	±0.30
.XX	±0.20
.XXX	±0.10
ANG	±1°

REV	DESCRIPTION	DATE
A	Initial Release	15.06.17

NOTES:

- 1.Material:
 - 1.1 Carrier:Black Anti-Static Polystyrene.
 - 1.2 Shipping carton:corrugated fiberboard
 - 1.3 Waterproofing bag:PE
- 2.Dimension:
 - 2.1 Carrier: Thickness:0.4±0.05mm.
 - 2.2 Disk:Diameter ø330mm.
- 3.Quantity:
 - 3.1 Primary packing:300 PCS/Disk
 - 3.2 Secondary packing:8 Disk(2400PCS).
- 4.Weight:
 - 4.1 Net weight: Kg
 - 4.2 Gross weight: Kg



PANSTRONG COMPANY LTD.				DRAWN BY		TOMMY	
				CHECKED			
TITLE:		USB 3.1 C Type Receptacle, 3.4mm, Single Row SMT Leads Package				APPROVED	
PART NO:		UB31CR34-24FKxxx				DRAWING NO.	
SCALE		1:1	REV	A	UNIT	mm	