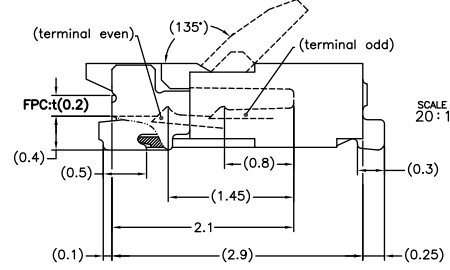
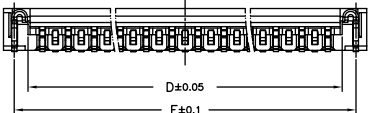
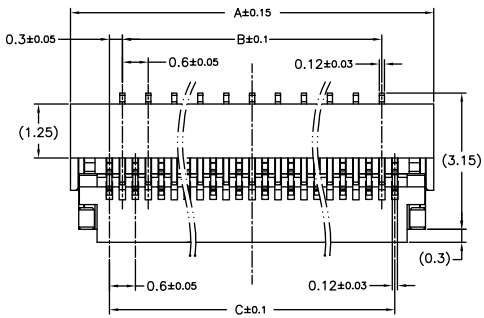
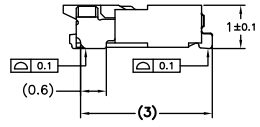
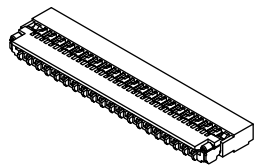


REV	DESCRIPTION	DATE
A	Initial Release	10'.06.24



No. of Contacts	DIM.		
	B	C	F
09	1.8	2.4	3.0
11	2.4	3.0	3.6
13	3.0	3.6	4.2
15	3.6	4.2	4.8
17	4.2	4.8	5.4
19	4.8	5.4	6.0
21	5.4	6.0	6.6
23	6.0	6.6	7.2
25	6.6	7.2	7.8
27	7.2	7.8	8.4
29	7.8	8.4	9.0
31	8.4	9.0	9.6
33	9.0	9.6	10.2
35	9.6	10.2	10.8
37	10.2	10.8	11.4
39	10.8	11.4	12.0
41	11.4	12.0	12.6
43	12.0	12.6	13.2
45	12.6	13.2	13.8
49	13.8	14.4	15.0
51	14.4	15.0	15.6
57	16.2	16.8	17.4
61	17.4	18.0	18.6
67	19.2	19.8	20.4
71	20.4	21.0	21.6

MATERIAL & FINISH

1.MATERIAL:
 HOUSING:LCP(UL 94V-0)
 ACTUATOR:LCP(UL 94V-0)
 TERMINAL:COPPER ALLOY
 SOLDER PIN:COPPER ALLOY

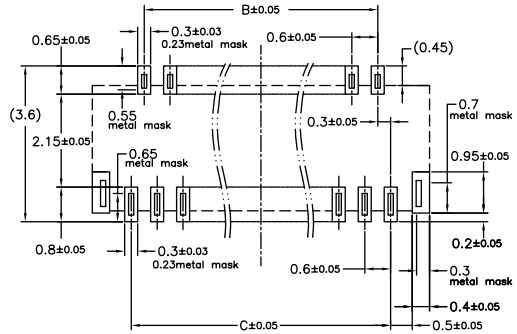
2.PLATING:
 TERMINAL:GOLD FLASH OVER NICKEL
 SOLDER PIN:TIN OVER NICKEL(LEAD FREE)

3.Part No.
 FP_xx H10-F03RKDZ-CF_ G R
 1 2 3

1. Contact Position: 13...73
 2. Contact Plating:
 Blank: Tin
 G: Flash Gold
 3. Package:
 T: PVC Tube
 R: Tape & Reel

★ Have Produce Pin Number

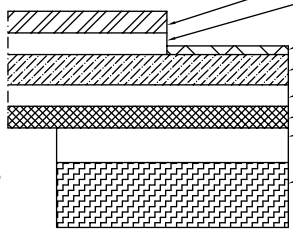
No. of Contacts	DIM.				
	A	B	C	D	E
09	4.2	1.8	2.4	3.03	3.7
11	4.8	2.4	3.0	3.63	4.3
13	5.4	3.0	3.6	4.23	4.9
15	6.0	3.6	4.2	4.83	5.5
17	6.6	4.2	4.8	5.43	6.1
19	7.2	4.8	5.4	6.03	6.7
21	7.8	5.4	6.0	6.63	7.3
23	8.4	6.0	6.6	7.23	7.9
25	9.0	6.6	7.2	7.83	8.5
27	9.6	7.2	7.8	8.43	9.1
29	10.2	7.8	8.4	9.03	9.7
31	10.8	8.4	9.0	9.63	10.3
33	11.4	9.0	9.6	10.23	10.9
35	12.0	9.6	10.2	10.83	11.5
37	12.6	10.2	10.8	11.43	12.1
39	13.2	10.8	11.4	12.03	12.7
41	13.8	11.4	12.0	12.63	13.3
43	14.4	12.0	12.6	13.23	13.9
45	15.0	12.6	13.2	13.83	14.5
49	16.2	13.8	14.4	15.03	15.7
51	16.8	14.4	15.0	15.63	16.3
57	18.6	16.2	16.8	17.43	18.1
61	19.8	17.4	18.0	18.63	19.3
67	21.6	19.2	19.8	20.43	21.1
71	22.8	20.4	21.0	21.63	22.3



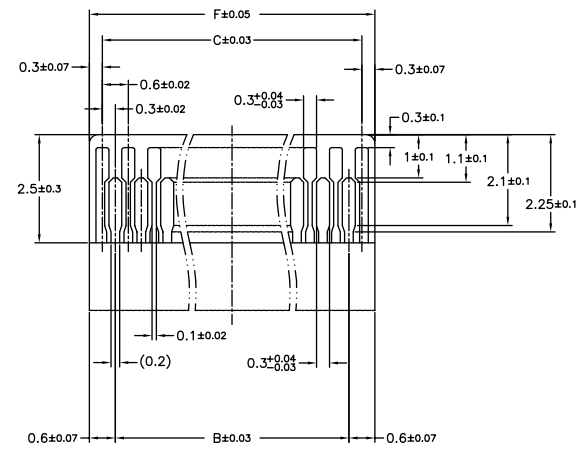
Recommended PCB Layout(Top View)
 Recommended metal mask pattern(thickness 0.1mm)

Recomenend FPC Construction

Material name	Material	Thickness (mm)
Covering film layer & Cover adhesive	Polyamide	0.025
Surface treatment	Plating treatment	0.005
Copper foil	Cu	0.035
Base adhesive	Heat-Hardened adhesive	0.025
Base film	Polyamide	0.025
Reinforcement material adhesive	Heat-Hardened adhesive	0.040
Stiffener	Polyamide	0.075



Recomenend FPC



TOLERANCE
 .X ±0.25
 .XX ±0.15

PANSTRONG COMPANY LTD.

TITLE: FPC/FPC Connector 0.3mm Press Type H=1.0mm

PART NO: FPxxH10-F03RKDZ-CF

SCALE: / REV A

DRAWN BY: TOMMY

CHECKED:

APPROVED:

DRAWING NO.: FPC03PDN-H10

UNIT: mm