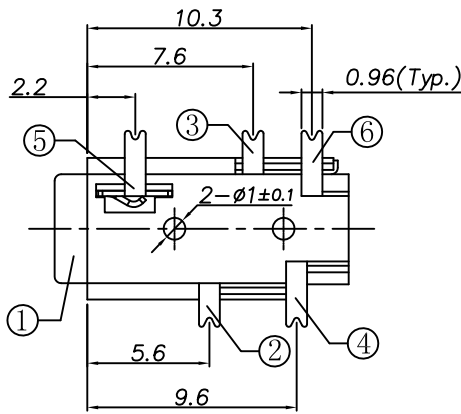
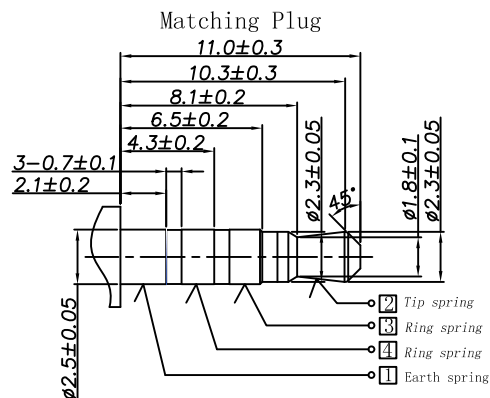
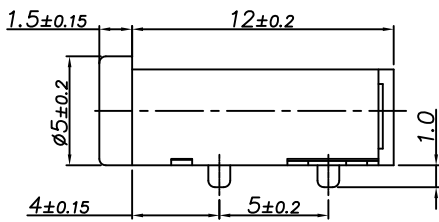
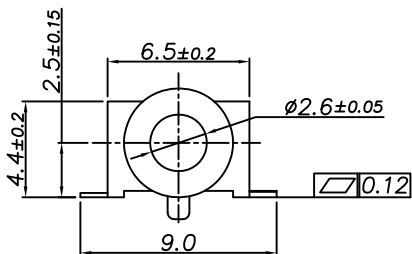
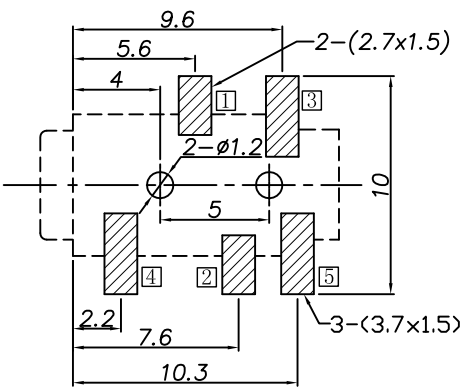


REV	DESCRIPTION	DATE
A	Initial Release	14'.02.13



Model No.	PJ2.5-SM-46A	PJ2.5-SM-46B
Schematic code		



T:1.6 Dimensions of PC board holes  
Tolerance : ±0.1(Printed-Top view)

## LEADFREE

6	Shunt terminal	5	1	C2680	t=0.20	MB:Ni	Au	PLATED
5	Ring spring	4	1	C5191	t=0.25	MB:Ni	Au	PLATED
4	Ring spring	3	1	C5191	t=0.20	MB:Ni	Au	PLATED
3	Tip spring	2	1	C2680	t=0.20	MB:Ni	Au	PLATED
2	Earth spring	1	1	C5191	t=0.20	MB:Ni	Au	PLATED
1	Housing		1	PA9T		UL-94V0		BLACK
LTR	PART NAME	QTY		MATERIAL				REMARK

PANSTRONG COMPANY LTD.				DRAWN BY		TOMMY			
				CHECKED					
TITLE:		Phone Jack 2.5mm SMT ,R/A				APPROVED			
PART NO:		PJ2.5-SM-46G				DRAWING NO.			
SCALE		/		REV	A		UNIT	mm	

UNLESS OTHERWISE SPECIFIED,  
TOLERANCE ON DECIMAL:  
±0.3