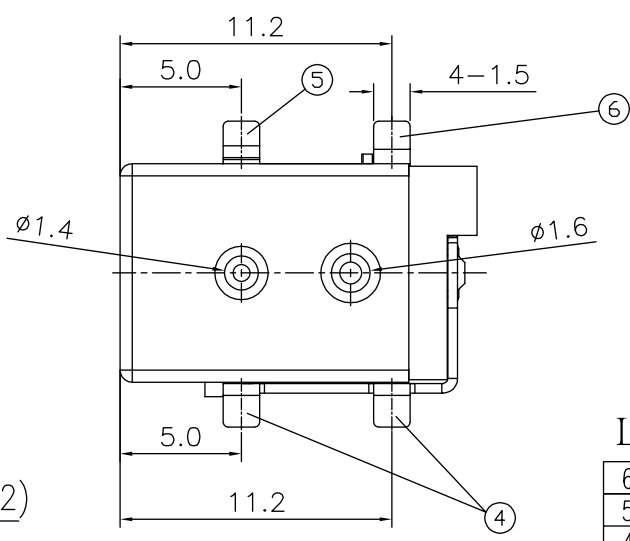
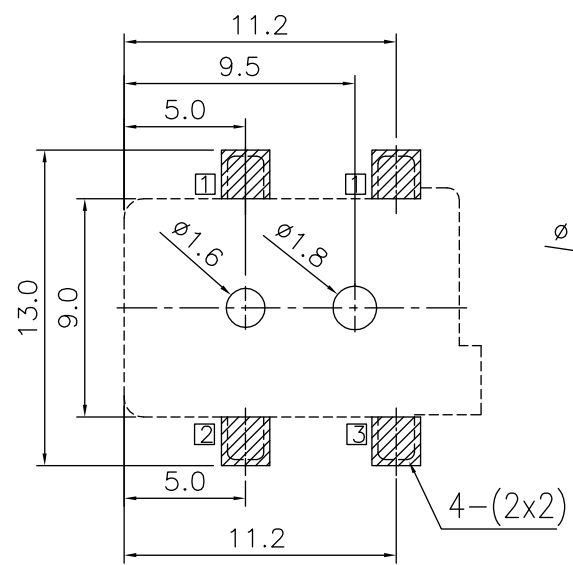
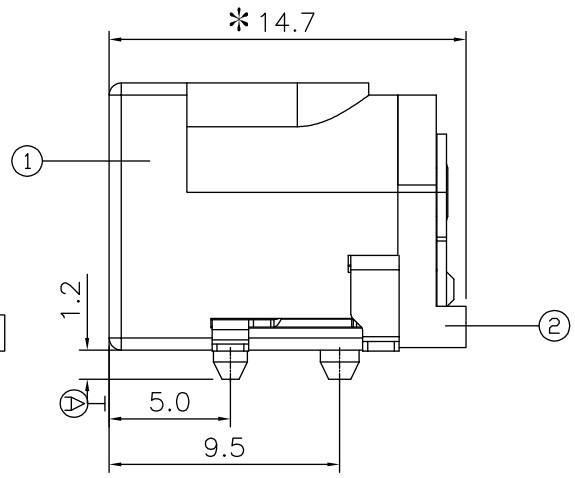
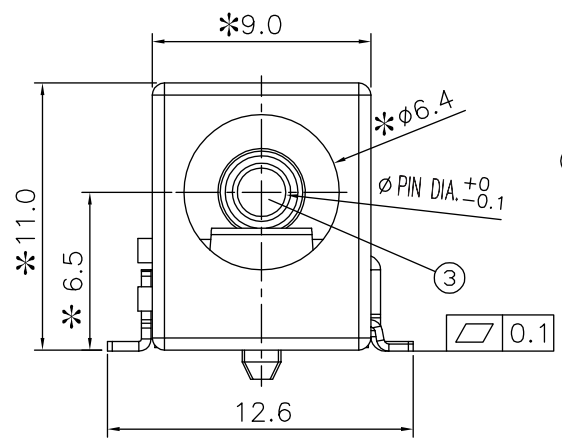
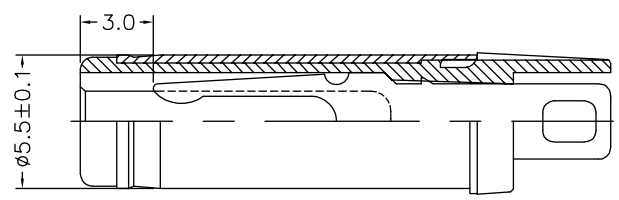


REV	DESCRIPTION	DATE
A	Initial Release	17.01.17



Recommend of PC Board Holes  
Tolerance : ±0.05(Printed-Top view)



DC MATEING PLUG-REF

\*: INDICATES THE KEY DIMENSIONS

P/N	PIN DIA.	SCHEMATIC
DJ-020-SM-04A	φ2.0	
DJ-020-SM-04B	φ2.5	

-TOLERANCES-  
UNLESS OTHERWISE SPECIFIED  
X.X #0.25 X' #3'  
X.XX #0.20 X.X' #1'  
X.XXX #0.15

Notes:

- Electrical Characteristics:
  - Rating : DC 20 V 5 A ;
  - Contact Resistance: 30mΩ Max.(Initial),  
Between plug and contact 100mΩ Max;  
(Final) After Life test: ≤60mΩ ;
  - Dielectric Withstanding Voltage: 500V AC for One Minute ;
  - Insulation Resistance: 100MΩ Min. Measured By 500 VDC;
- Mechanical Characteristics:
  - Plug Insertion Force 0.3~3.0Kgf (initial),  
0.3~2.0Kgf (Final) life test;
  - Plug Extraction Force: 0.3~3.0Kgf (initial),  
0.3~2.0Kgf (Final) life test;
- Durability Test: 5,000 Cycles min;
- Operating temperature:-25°C ~ +70°C;
- Soldering Heat Resistance Reflow Soldering 260°C;
- Plug Interface Dimensions Conform To EIAJ RC-5321 Spec;
- Packaging: Tape Reel;

LEAD FREE

LTR	PART NAME	QTY	MATERIAL	REMARK
6	SHUN TERMINAL	1	C2680 t=0.40	MB:Ni Ag PLATED
5	TIP SPRING	1	C5210 t=0.30	MB:Ni Ag PLATED
4	CENTER PIN TERMINAL	1	C2680 t=0.40	MB:Ni Ag PLATED
3	CENTER PIN	1	COPPER ALLOY(H59)	MB:Cu Cu/Sn PLATED
2	COVER	1	PA9T	UL-94V0(BLACK)
1	HOUSING	1	PA9T	UL-94V0(BLACK)



PANSTRONG COMPANY LTD.

DRAWN BY TOMMY

CHECKED

TITLE:

DC POWER JACK

APPROVED

PART NO:

DJ-020-SM-04X

DRAWING NO.

SCALE

/

REV

A

UNIT

mm

