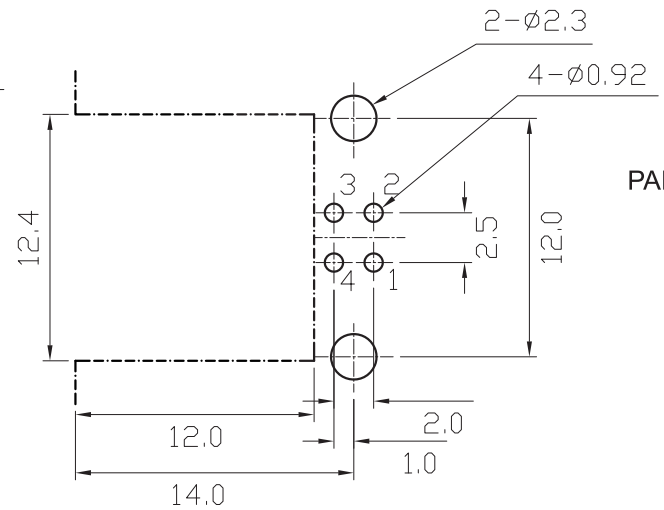
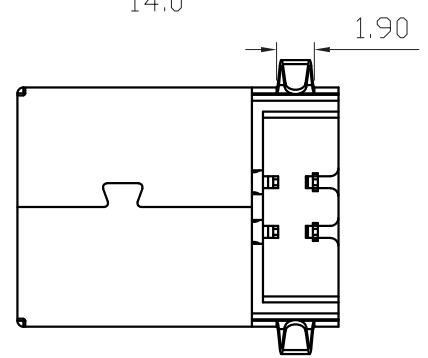
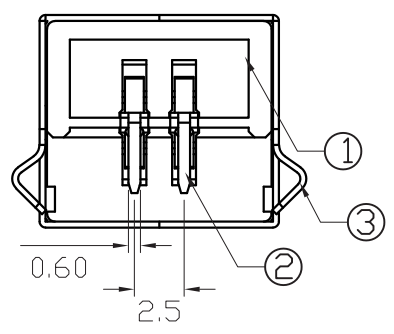
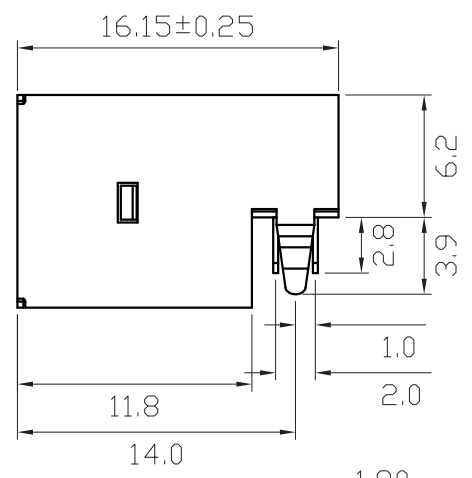
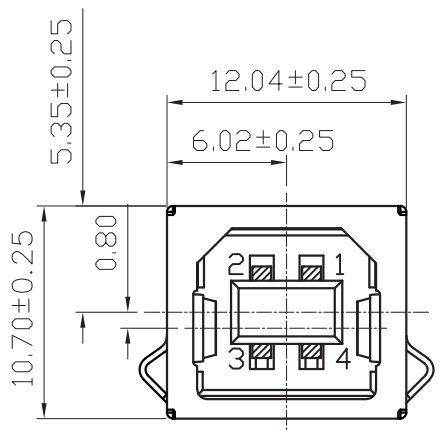


REV	DESCRIPTION	DATE
A	Initial Release	10.05.20



Specification:
 Contact Resistance: 30m Ohm Max.
 Insulation Resistance: 1000M Ohm Min. At 500VDC.
 Rated Voltage And Current: 1.5A at 30VAC Minimum.
 Dielectric Withstanding Voltage: 750V AC (rms) for 1 Minute(Rev. 1.1)
 Durability (Life Test): 1500 Cycles
 Insertion Force: 35 Newton Maximum.
 Extraction Force: 10 Newton Minimum.



PART NO. UBR01LB- $\frac{4}{1} \frac{F}{2} \frac{x}{3} \frac{xx}{4} \frac{J}{5}$

- 1. No. of Contact: 4 Positions
- 2. F: Socket
- 3. Insulator Color: W: White K: Black
- 4. Contact Plating: 01: Selective G/F, 30: 30u" Selective G/F
- 5. Shell Plating: J: Nickel

PCB LAYOUT
(COMPONENT SIDE)

NO.	NAME	MATERIAL	FINISH	REMARK	Q'TY
1	HOUSING	PBT G.F.	WHITE or BLACK		1
2	PIN TERM.	PHOS. BRONZE T:0.25	GOLD/TIN PLATED	Gold Flash or 30u" NI:40~60u", TIN:120u" (100% pure Tin of lead free plating)	4
3	SHELL	BRASS T:0.3	NICKEL PLATED	NI:80~120u"	1

TOLERANCE	
x.	±0.38
.x	±0.25
.xx	±0.13
.xxx	±0.05

	PANSTRONG COMPANY LTD.		DRAWN BY	TOMMY
			CHECKED	
TITLE:		USB B TYPE FLAT 4 PIN DIP		APPROVED
PART NO:		UBR01LB-4F Series		DRAWING NO.
SCALE	1:1	REV	A	UNIT mm