

REV	DESCRIPTION	DATE
A	Initial Release	15:03.22
A1	△ Dim. Modification 2.00 → 1.70	16:03.25
A2	△ Design Change	18:03.12

Note:


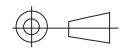
Specification:

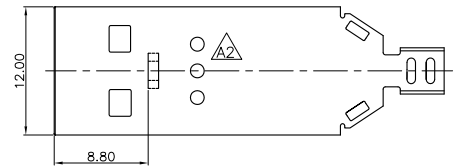
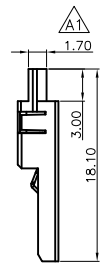
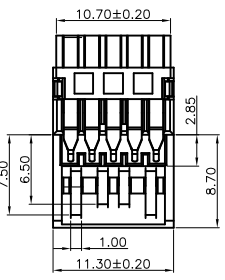
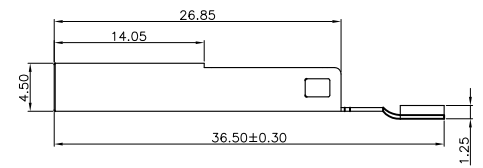
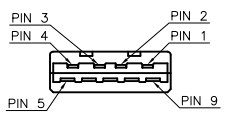
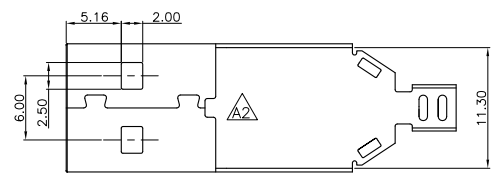
- Rated voltage and current: 1.8A for Pin 1& Pin 4, 0.25A other contacts.
- Dielectric withstanding voltage: 30V(ac) for 1 minute.
- Contact resistance: Before life test 30m ohm Max.  
After life test 50m ohm max
- Insulation resistance: 100M ohm Min at DC 500V.
- Temperature range: -55°C~+85°C

PART NO. UB3 A 11- 9 M B xx x - 2  
1 2 3 4 5 6

- Type: A or B
- No. of Contact: 9 Positions
- M: Plug
- Insulator Color: B: Blue
- Contact Plating:  
01: Selective Gold Flash  
03: 3u" Selective Gold  
15: 15u" Selective Gold  
30: 30u" Selective Gold
- Shell Plating:  
J: Nickel  
G: Gold Flash

5	Back-shell	1	Cold Rolled Steel	T=0.30mm	Cu:40u"min.80u"Nickel Plated
4	Front-shell	1	Cold Rolled Steel	T=0.30mm	Cu:40u"min.80u"Nickel Plated
3	Contact	5	Brass	T=0.25mm	Contact area:1u~30u"Gold Plated over 40u"Nickel min. Solder area:80u"Tin Plated over 40u"Nickel min.
2	Contact	4	Brass	T=0.25mm	Contact area:1u~30u"Gold Plated over 40u"Nickel min. Solder area:80u"Tin Plated over 40u"Nickel min.
1	Housing	2	PBT	UL 94-V0	Blue/Black
No.	Name	Q'ty	Material	Remarks & Thickness	Finish

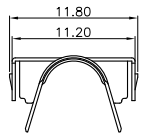
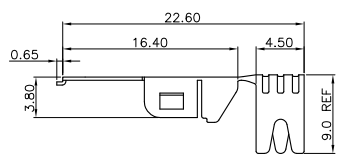
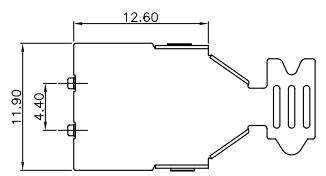
 <b>PANSTRONG COMPANY LTD.</b>				DRAWN BY		TOMMY	
				CHECKED		TOMMY	
TITLE:				USB 3.0 A TYPE 9P Plug, Wire Soldering with Metal Shell			
PART NO:				UB3A11-9MB-2			
SCALE		1:1	REV	A2	UNIT	mm	
APPROVED				CAROL			
DRAWING NO.							



FRONT SHELL

HOUSING+CONTACT

BACK SHELL



RoHS Compliant

TOLERANCE	UNSPECIFIED
.X	±0.38
.XX	±0.25
.XXX	±0.20
ANG	±1°